

## STOCHASTIC ESTIMATION TECHNIQUES FOR BIOTECHNOLOGICAL PROCESSES

Marian BARBU, Sergiu CARAMAN and Emil CEANGĂ

"Dunărea de Jos" University of Galați  
Advanced Control Systems Research Center  
Domnească 47, 800008 - Galați, România, Phone/fax: (+40) 236 460182  
e-mail: {Marian.Barbu, Sergiu.Caraman, Emil.Ceanga}@ugal.ro

**Abstract:** This paper deals with stochastic state and parameter estimation for the biotechnological processes. The lipase producing process using *Candida rugosa* yeast is taking into consideration. As is well known from the literature the state variables and the parameters that characterize the proper biotechnological process are not accessible to the direct measurement and they are affected by noise. In the paper the authors advance the use of two stochastic estimators (the Extended Kalman and  $H_\infty$  Filters) to estimate state variables and parameters of the biotechnological processes.

**Keywords:** biotechnological process, lipase, state and parameters estimation, stochastic estimator, robust estimator.

### 1. INTRODUCTION

The complexity of the bioprocesses makes their control problem very difficult. The usual modelling procedures, based on kinetic enzymatic schemes, lead to nonlinear state models, with a large number of parameters [6]. Moreover, the state variables that characterize the proper biotechnological process are not accessible to the direct measurement. In the basic configuration, the bioreactor has a number of control loops only for the physical and chemical variables of the culture environment (temperature, stirring, aeration, pH etc.). Other important variables like biomass concentration, enzyme concentration etc. are measured taking a number of samples and analyzing in the

laboratory. Many times the numbers of samples is limited, the analysis is done with difficulty or the culture environment from bioreactor could contaminate [1].

In general the biotechnological processes are strongly affected by noise. There are many factors, such as the substrate composition, the primary operations performed before the bioreactor process (bioreactor washing, substrate preparation, bioreactor sterilizing and the inoculum preparation) that induce a high level of uncertainty in process modelling [3]. All these factors cannot be mathematically modelled and they contribute to the unknowing of the process initial state and to the difficulty of the process parameter identification with bad results in the process simulation.

These facts have determined the development of some specific techniques to estimate the parameters and provide the state observers synthesis [4]. State estimation theory was developed for linear systems and many solutions can be envisaged, according to the nature of the system. When nonlinear systems are considered, the estimation problem is more complicated. Traditionally used approaches are either an approximation or an extension of linear algorithms or specific nonlinear algorithms. The problem with the first method is that convergence is not guaranteed and the second only applies to one class of systems, which can be mathematically complicated [7].

The structure of the paper is as follows: the second section deals with the process model (the lipase producing process using *Candida rugosa* yeast); the third section deals with the implementation of the Extended Kalman Filter for state and parameter estimation, the fourth section presents the Extended  $H^\infty$  state and parameter estimator, section 5 presents a study regarding the robustness of the solutions proposed in the paper and the last section is dedicated to the conclusions.

## 2. THE MODEL OF THE LIPASE PRODUCING PROCESS

Lipase is an enzyme which is produced in batch or fed-batch bioreactors [15]. The lipase is obtained using *Candida rugosa* yeast. The yeast growth takes place in a proper environment where the substrate consumed by the biomass is the oleic acid. The biosynthesis process of the lipase is very complex and strongly nonlinear. It contains four phases which do appear simultaneously: the liquid phase, the organic phase, the cellular phase and the gaseous phase.

The process is given by the following equations:

$$\frac{dS_1}{dt} = -\eta(S_1)X + F \quad (1)$$

$$\frac{dS_2}{dt} = \eta(S_1) - \mu(S_2) \cdot (Y + S_2) \quad (2)$$

$$\frac{dX}{dt} = \mu(S_2)X \quad (3)$$

$$\frac{dL_{in}}{dt} = v_p(S_1, X, \mu) - v_{ex}(L_{in}) - \mu(S_2)L_{in} \quad (4)$$

$$\frac{dL_{ex}}{dt} = v_{ex}(L_{in})X \quad (5)$$

$$C_{er} = (a\mu(S_2) + b)X \quad (6)$$

where  $S_1$  is the substrate consumed for the biomass growth,  $S_2$  is the intracellular substrate,  $X$  represents the biomass,  $L_{in}$  is the intracellular enzyme and  $L_{ex}$  is the extracellular enzyme. The last equation is algebraic and expresses the specific outflow rate of  $CO_2$ , which depends on biomass. The parameter  $Y$  is the production coefficient "biomass/substrate". The reaction rates are given by the equations (7) – (10):

$$\eta = \frac{\eta^* S_1}{K_{M1} + S_1} \quad (7)$$

$$\mu = \frac{\mu^* S_2}{K_{M2} + S_2} \quad (8)$$

$$v_{ex} = \frac{v_{ex}^* L_{in}}{K_{ex} + L_{in}} \quad (9)$$

$$v_p = \frac{v_p^*(S_1/X)}{K_p + (S_1/X) + K_i(S_1/X)^2} \cdot \mu(S_2) \quad (10)$$

In industrial conditions the lipase production can be analyzed considering a part of the external lipase (the liquid lipase –  $L_a$ ).

$$L_a = L_{ex} \left(1 + \frac{K_{a1} \cdot S_1}{K_{a2} + S_1}\right) \quad (11)$$

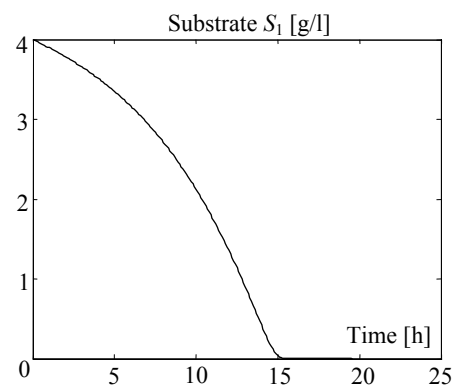
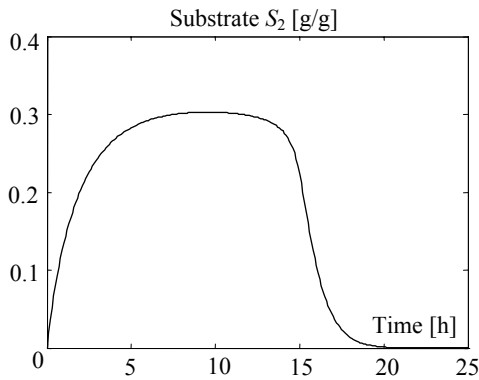


Fig. 1. The substrate ( $S_1$ ) concentration

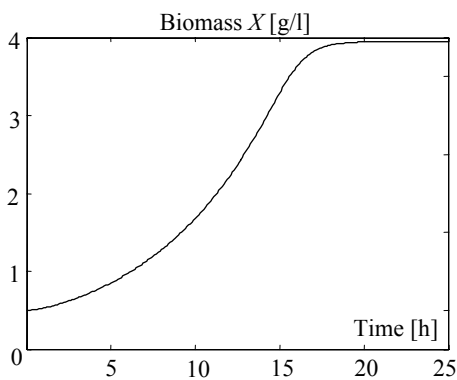
The model simulations have been made using the following values of the parameters and the results are presented in figures 1-5:

$$\eta^* = 0.21 \text{ h}^{-1}, K_{M1} = 0.11 \text{ g/l}, \mu^* = 0.25 \text{ h}^{-1}, F = 0 \text{ (g/l)h}^{-1}, K_{M2} = 0.25 \text{ g/l}, v_p^* = 123 \text{ u/mg}, K_P = 0.26 \text{ g/l}, K_i = 22.2 \text{ g/g}, v_{ex}^* = 4.09 \text{ h}^{-1}, K_{ex} = 19.5 \text{ u/mg},$$

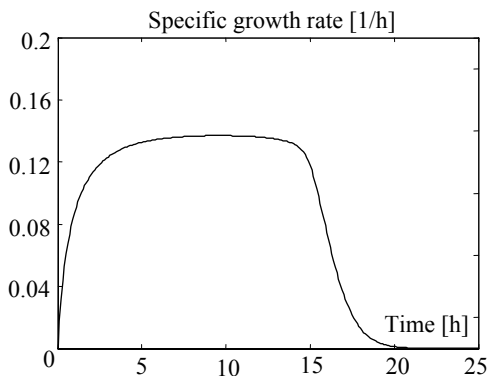
$Y=1.16\text{g/g}$ ,  $a=0.018\text{mol/g}$ ,  $b=0.0002(\text{mol/g})\text{h}^{-1}$ ,  $K_{a1}=0.5$  and  $K_{a2}=0.19\text{g/l}$  [15].



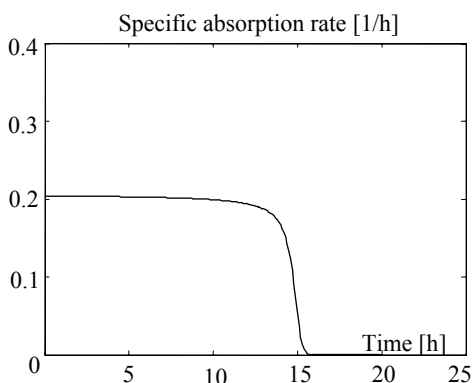
**Fig. 2.** The substrate ( $S_2$ ) concentration



**Fig. 3.** The biomass ( $X$ ) concentration



**Fig. 4.** The specific growth rate ( $\mu$ ) evolution



**Fig. 5.** The specific absorption rate ( $\eta$ ) evolution

### 3. THE KALMAN STATE AND PARAMETER ESTIMATOR

#### 3.1. The Kalman Filter

Let us consider the linear stochastic system described by the equations:

$$\dot{x}(t) = Ax(t) + Bu(t) + D_1w(t) \quad (12)$$

$$y(t) = C_2x(t) + D_2v(t) \quad (13)$$

$$z(t) = C_1x(t) \quad (14)$$

where  $x \in R^n$  is the state vector,  $y \in R^m$  is the measurements vector and  $z \in R^p$  is the estimated signals vector;  $w(t)$  and  $v(t)$  are vectors of process and measurement noise. The process noise and the measurement noise are assumed to be white, uncorrelated and with normal probability distribution [8].

The estimator equation is:

$$\dot{\hat{x}}(t) = A\hat{x}(t) + Bu(t) + K[y(t) - C_2\hat{x}(t)] \quad (15)$$

The design of the Kalman filter consists in the calculus of the gain matrix  $K$  which minimizes the mean square of the estimation error:

$$E = \int_0^t \|x - \hat{x}\|^2 d\tau = \int_0^t \|e(\tau)\|^2 d\tau \quad (16)$$

The solution is

$$K = PC_2^T R^{-1} \quad (17)$$

where the symmetric square matrix  $P$  is generated by the Riccati equation:

$$\dot{P} = PA^T + AP - PC_2^T R^{-1} C_2 P + D_1 Q \quad (18)$$

In equation (18)  $Q$  represents the process noise covariance and  $R$  is the measurement noise covariance.

#### 3.2. The Extended Kalman Filter

Let us consider the nonlinear system described by the equations:

$$\dot{x}(t) = f(x(t), u(t)) + D_1w(t) \quad (19)$$

$$y(t) = h(x(t)) + D_2v(t) \quad (20)$$

In the case of the nonlinear systems the Extended Kalman Filter is used. It uses the equations of the linear filter, where the matrices  $A$ ,  $B$  and  $C_2$  are obtained by linearizing the

nonlinear system around each functioning point [12]:

$$A(\hat{x}) = \frac{\partial f(\hat{x}, u)}{\partial \hat{x}}; \quad B(\hat{x}) = \frac{\partial f(\hat{x}, u)}{\partial u};$$

$$C_2(\hat{x}) = \frac{\partial h(\hat{x})}{\partial \hat{x}}$$

The estimator equation is:

$$\dot{\hat{x}}(t) = f(\hat{x}(t), u(t)) + K[y(t) - h(\hat{x}(t))] \quad (21)$$

### 3.3. The Extended Kalman Filter for the state estimation of the biotechnological processes

Let us consider the general state space model of a biotechnological process [4]:

$$\dot{\xi}(t) = K\varphi(\xi) - D\xi + F - Q + D_1w(t) \quad (22)$$

$$\xi_1 = C_2\xi + D_2v(t) \quad (23)$$

where  $\xi$  represents the state vector,  $D$  – the dilution rate,  $K$  – the matrix of the production coefficients,  $\varphi$  – the reaction rates,  $F$  – the input flow,  $Q$  – the output gaseous flow and  $\xi_1$  represents the vector of the measured states.

A general class of state observers is given by equation:

$$\frac{d\hat{\xi}(t)}{dt} = K\varphi(\hat{\xi}) - D\hat{\xi} + F - Q + \Omega(\hat{\xi})(\xi_1 - \hat{\xi}_1) \quad (24)$$

**Observation:**  $\Omega$  and  $\xi$  are specific notations in the field of biotechnological processes ( $\Omega$  – the gain matrix and  $\xi$  – the state vector). In the same field the standard notations,  $K$  and  $x$ , have another significance:  $K$  – the matrix of the production coefficients and  $x$  – the viable biomass concentration.

The estimation error is defined as follows:

$$e = \xi - \hat{\xi} \quad (25)$$

The dynamics of the estimation error is given by the equation

$$\dot{e}(t) = K[\varphi(\hat{\xi} + e) - \varphi(\hat{\xi})] - D \cdot e - \Omega(\hat{\xi})C_2 \cdot e \quad (26)$$

It can be noticed that  $e=0$  is an equilibrium point of the model (26). The linear approximation around the value  $e=0$  is given by equation:

$$\dot{e}(t) = [A(\hat{\xi}) - \Omega(\hat{\xi})C_2] \cdot e \quad (27)$$

where

$$A(\hat{\xi}) = K \left[ \frac{\partial \varphi(\xi)}{\partial \xi} \right]_{\xi=\hat{\xi}} - D \cdot I_n \quad (28)$$

In the case of the lipase producing process using *Candida rugosa* yeast the measured variable is the biomass  $X$  and the variables  $S_1$ ,  $S_2$  and  $X$  are estimated. This is due to the fact that the control algorithms need the knowledge of the two substrates at every moment. The equations of the estimator are the following:

$$\frac{d\hat{S}_1}{dt} = -\eta(\hat{S}_1)\hat{X} + F + \omega_1(X - \hat{X}) \quad (29)$$

$$\frac{d\hat{S}_2}{dt} = \eta(\hat{S}_1) - \mu(\hat{S}_2) \cdot (Y + \hat{S}_2) + \omega_2(X - \hat{X}) \quad (30)$$

$$\frac{d\hat{X}}{dt} = \mu(\hat{S}_2)\hat{X} + \omega_3(X - \hat{X}) \quad (31)$$

where  $\Omega = [\omega_1 \ \omega_2 \ \omega_3]^T$  is obtained using equations (17) and (18) around each functioning point.

The matrices used for the filter implementation are:

$$P = \begin{bmatrix} P_{11} & P_{12} & P_{13} \\ P_{12} & P_{22} & P_{23} \\ P_{13} & P_{23} & P_{33} \end{bmatrix}; \quad C_2 = [0 \quad 0 \quad 1];$$

$$D_1 = \begin{bmatrix} 1 & 0 & 0 \\ 0 & 1 & 0 \\ 0 & 0 & 1 \end{bmatrix};$$

$$A(\hat{\xi}) = \frac{\partial f(\xi)}{\partial \xi} \Big|_{\xi=\hat{\xi}} = [a_{ij}(\hat{\xi})]_{i,j=1,3}$$

where

$$a_{11}(\hat{\xi}) = -\frac{\eta^* K_{M1} \hat{X}}{(K_{M1} + \hat{S}_1)^2}; \quad a_{12}(\hat{\xi}) = 0;$$

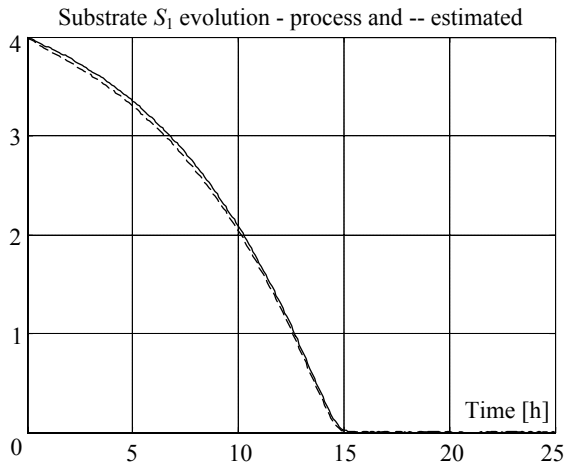
$$a_{13}(\hat{\xi}) = -\frac{\eta^* \hat{X}}{K_{M1} + \hat{S}_1}; \quad a_{21}(\hat{\xi}) = \frac{\eta^* K_{M1}}{(K_{M1} + \hat{S}_1)^2};$$

$$a_{22}(\hat{\xi}) = \frac{\mu^* (K_{M2}Y + 2K_{M2}\hat{S}_2 + \hat{S}_2^2)}{(K_{M2} + \hat{S}_2)^2};$$

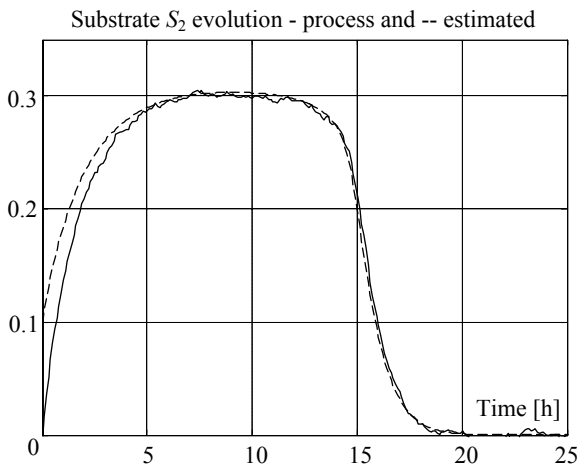
$$a_{23}(\hat{\xi}) = 0; \quad a_{31}(\hat{\xi}) = 0;$$

$$a_{32}(\hat{\xi}) = \frac{\mu^* K_{M2} \hat{X}}{(K_{M2} + \hat{S}_2)^2}; \quad a_{33}(\hat{\xi}) = \frac{\mu^* \hat{S}_2}{K_{M2} + \hat{S}_2}$$

The simulation results are presented in figures (6) – (8).



**Fig. 6.** The substrate  $S_1$  concentration (model and estimation)



**Fig. 7.** The substrate  $S_2$  concentration (model and estimation)

### 3.4. The Extended Kalman Filter for the state and parameter estimation

In the case of the process parameter estimation, they can be modeled as integrators driven by the white noise and augmented to the system states. So that the parameters need to be estimated are added to the state vector of the system [2], [11]. The new state vector is:

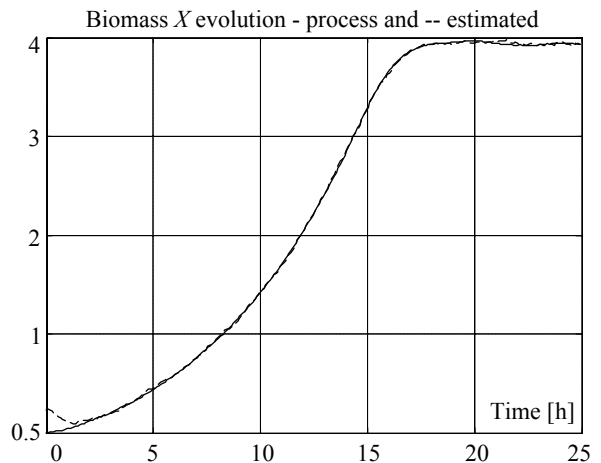
$$x(t) = [x_1(t) \quad \theta(t)] \quad (32)$$

where  $x_1(t)$  represents the process states and  $\theta(t)$  the process parameters which will be estimated. The function  $f(x, t)$  becomes:

$$f(x, t) = [f(x, u, \theta) \quad 0]; \quad D_1 = \begin{bmatrix} D_x & 0 \\ 0 & D_\theta \end{bmatrix} \quad (33)$$

Taking into account the partition of the state vector, the matrix  $A$  from the equation (32) has the following form:

$$A = \begin{bmatrix} \frac{\partial f(\hat{x}, u, \hat{\theta})}{\partial \hat{x}_1} & \frac{\partial f(\hat{x}, u, \hat{\theta})}{\partial \hat{\theta}} \\ 0 & 0 \end{bmatrix} \quad (34)$$



**Fig. 8.** The biomass  $X$  concentration (model and estimation)

### 3.5. The Extended Kalman Filter for the state and parameter estimation of the biotechnological processes

In the case of biotechnological processes we assume that the vector  $\varphi(\xi)$  of reaction rates is partially unknown and is written as follows [4]:

$$\varphi(\xi) = H(\xi)\theta(\xi) \quad (35)$$

where  $H(\xi)$  is a  $M \times r$  matrix of known functions of the state and  $\theta(\xi)$  a vector of unknown functions of  $\xi$ , with  $\dim(\theta(\xi)) = r$ .

With this definition, the general state space model of a biotechnological process is rewritten:

$$\dot{\xi} = KH(\xi)\theta(\xi) - D\xi + F - Q \quad (36)$$

The state observer is given by the equation:

$$\frac{d}{dt} \begin{bmatrix} \hat{\xi} \\ \hat{\theta} \end{bmatrix} = \begin{bmatrix} KH(\hat{\xi})\theta(t) - D\hat{\xi} + F - Q \\ 0 \end{bmatrix} + \begin{bmatrix} \Omega_1(\hat{\xi}, \hat{\theta}) \\ \Omega_2(\hat{\xi}, \hat{\theta}) \end{bmatrix} \begin{bmatrix} \xi \\ \theta \end{bmatrix} - \begin{bmatrix} \hat{\xi} \\ \hat{\theta} \end{bmatrix} \quad (37)$$

In the case of the lipase producing process using *Candida rugosa* yeast the vector  $\theta(t)$  of the parameters that must be estimated is:

$$\theta(t) = [\eta(t) \quad \mu(t)]^T \quad (38)$$

In this case the measured variables are  $S_1$  and  $X$  and the variables  $S_1, X, \eta$  and  $\mu$  are estimated.

The matrices used for the filter implementation are:

$$x(t) = [S_1(t) \quad X(t) \quad \eta(t) \quad \mu(t)]^T;$$

$$A = \begin{bmatrix} 0 & -\hat{\eta} & -\hat{X} & 0 \\ 0 & \hat{\mu} & 0 & \hat{X} \\ 0 & 0 & 0 & 0 \\ 0 & 0 & 0 & 0 \end{bmatrix}; D_1 = \begin{bmatrix} 1 & 0 & 0 & 0 \\ 0 & 1 & 0 & 0 \\ 0 & 0 & 1 & 0 \\ 0 & 0 & 0 & 1 \end{bmatrix}$$

$$P = \begin{bmatrix} P_{11} & P_{12} & P_{13} & P_{14} \\ P_{12} & P_{22} & P_{23} & P_{24} \\ P_{13} & P_{23} & P_{33} & P_{34} \\ P_{14} & P_{24} & P_{34} & P_{44} \end{bmatrix};$$

$$C_2 = [1 \quad 1 \quad 0 \quad 0].$$

The simulation results are presented in figures (9) – (12).

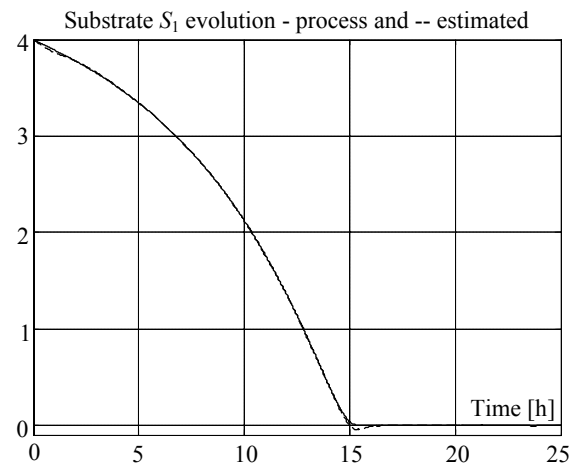


Fig. 9. The substrate  $S_1$  concentration (model and estimation)

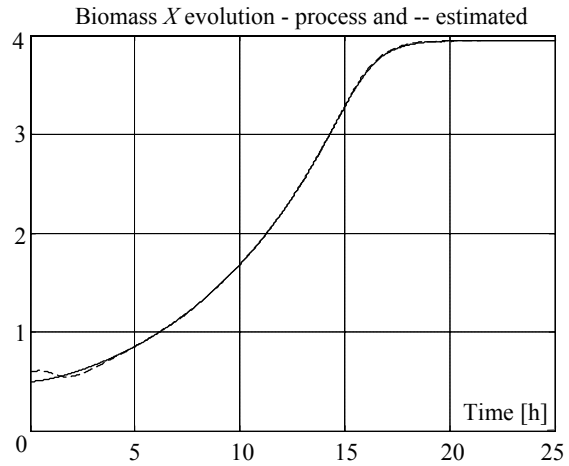


Fig. 10. The biomass  $X$  evolution (model and estimation)

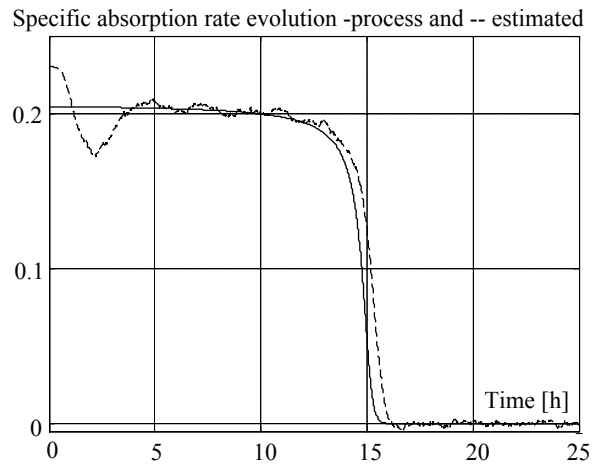


Fig. 11. The specific absorption rate (model and estimation)

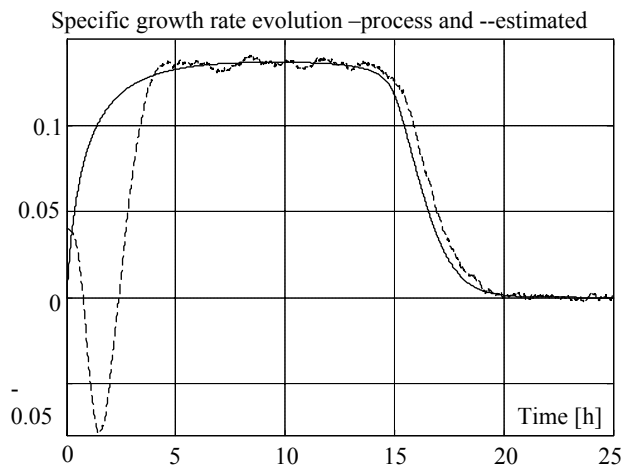


Fig. 12. The specific growth rate (model and estimation)

#### 4. THE $H_\infty$ STATE AND PARAMETER ESTIMATOR

##### 4.1. The $H_\infty$ Filter

Considering the linear stochastic system described by the equations (12)-(14), the filtering problem is to determine an estimation  $\hat{z}(t)$  of  $z(t)$  using the measures of variable  $y$  at the moment  $t$ . The  $H_\infty$  Filter must minimize the cost function [13]:

$$J = \sup_{w \in L_2[0, \infty)} \frac{\|\tilde{z}\|_2^2}{\|w\|_2^2} < \gamma^2, x(0) = 0 \quad (39)$$

for a known value of  $\gamma > 0$  and  $\tilde{z}(t) = z(t) - \hat{z}(t)$ .

The gain of  $H_\infty$  Filter is similar to the one of Kalman Filter, when  $\gamma$  has a big value. As long as  $\gamma$  decreases, the filter converges to the optimal  $H_\infty$  Filter [9].

The estimator equation is:

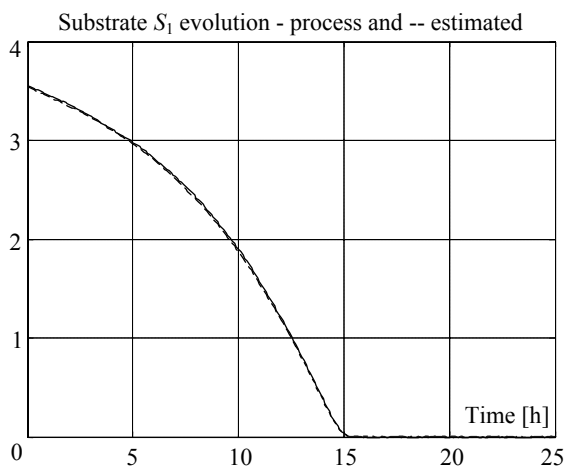
$$\dot{\hat{x}}(t) = A\hat{x}(t) + Bu(t) + K[y(t) - C_2\hat{x}(t)] \quad (40)$$

where  $K$  is the filter gain:

$$K = P \cdot C_2^T \cdot R^{-1} \quad (41)$$

In equation (41)  $P$  is the solution of  $H_\infty$  Riccati equation:

$$\dot{P} = P \cdot A^T + A \cdot P + P \cdot (\gamma^{-2} \cdot C_1 \cdot C_1^T - C_2 \cdot R^{-1} \cdot C_2^T) \cdot P + D_1 \cdot Q \quad (42)$$



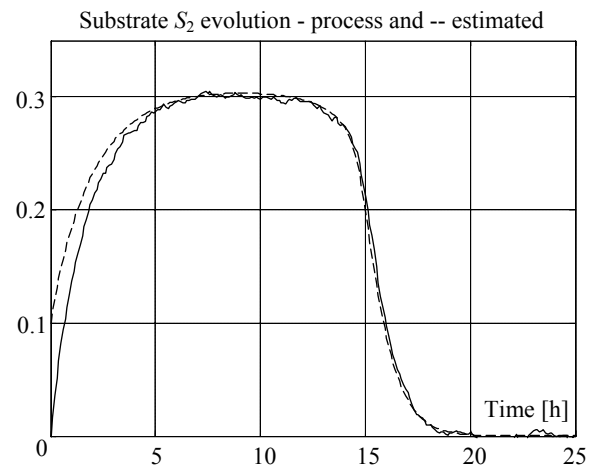
**Fig. 13.** The substrate  $S_1$  concentration (model and estimation)

##### 4.2. The Extended $H_\infty$ Filter for the state estimation of the biotechnological processes

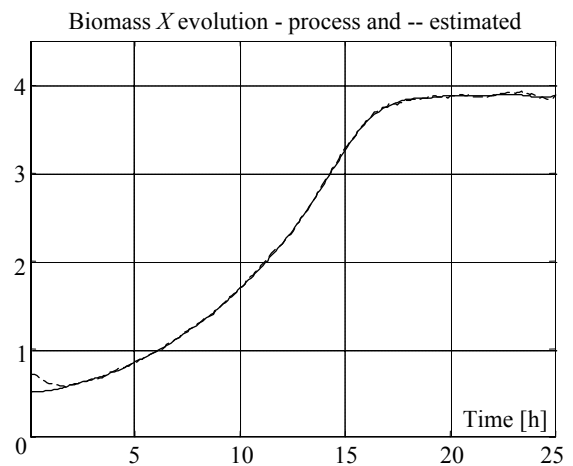
In this case the measured variable is the biomass  $X$  and the variables  $S_1$ ,  $S_2$  and  $X$  are estimated. For the filter implementation the matrices  $A$ ,  $P$ ,  $C_2$  and  $D_1$ , presented in section 3.3, together with the matrix  $C_1$  and the variable  $\gamma$ , are used:

$$C_1 = [1 \quad 1 \quad 1]; \gamma = 0.01$$

The simulation results are presented in figures 13 – 15.



**Fig. 14.** The substrate  $S_2$  concentration (model and estimation)



**Fig. 15.** The biomass ( $X$ ) concentration (model and estimation)

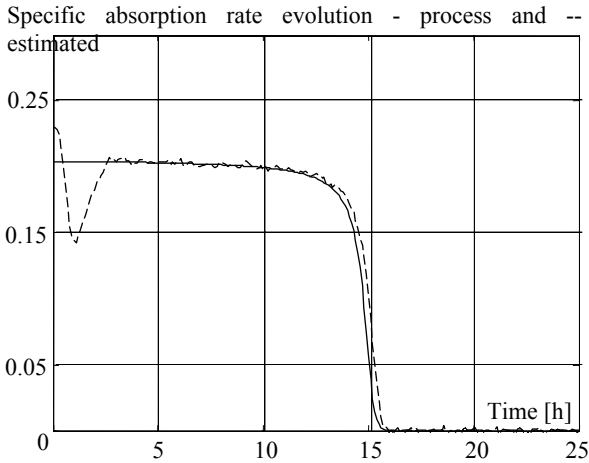
##### 4.3. The Extended $H_\infty$ Filter for the state and parameter estimation of the biotechnological processes

In this case the measured variables are  $S_1$  and  $X$  and the variables  $S_1$ ,  $X$ ,  $\eta$  and  $\mu$  are estimated. For the filter implementation the matrices  $A$ ,  $P$ ,

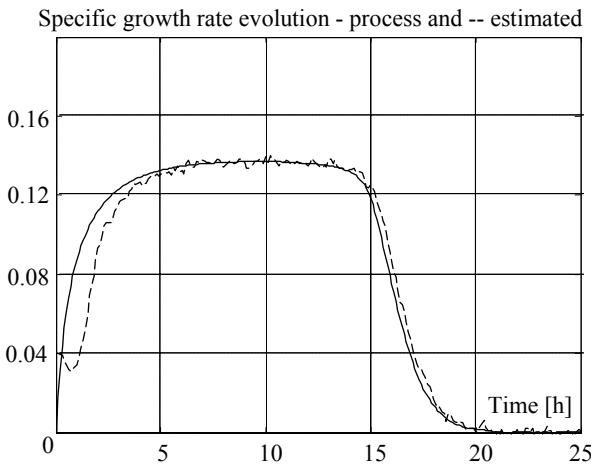
$C_2$  and  $D_I$ , presented in section 3.5, together with the matrix  $C_I$  and the variable  $\gamma$ , are used:

$$C_1 = [1 \ 1 \ 1 \ 1]; \gamma = 0.01$$

The simulation results for the two parameters  $\eta$  and  $\mu$  are presented in figures 16 and 17.



**Fig. 16.** The specific absorption rate ( $\eta$ ) (model and estimation)

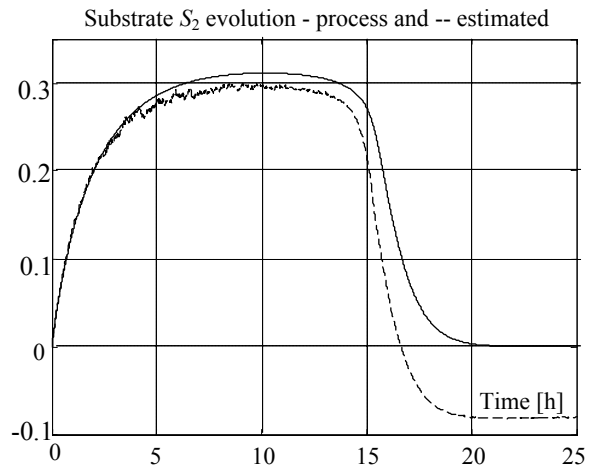


**Fig. 17.** The specific growth rate ( $\mu$ ) (model and estimation)

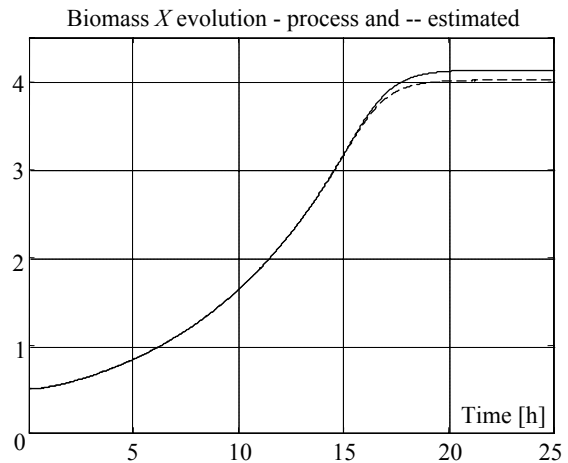
### 5. THE ROBUSTNESS OF THE SOLUTIONS FOR STATE AND PARAMETER ESTIMATION

The two stochastic estimation methods, Kalman and  $H^\infty$ , were tested from the robustness point of view. The parameter values of  $\eta^*$  and  $\mu^*$ , that appear in  $\eta$  and  $\mu$  equations, were modified with 10%. The simulation results are presented in figures 18 – 21.

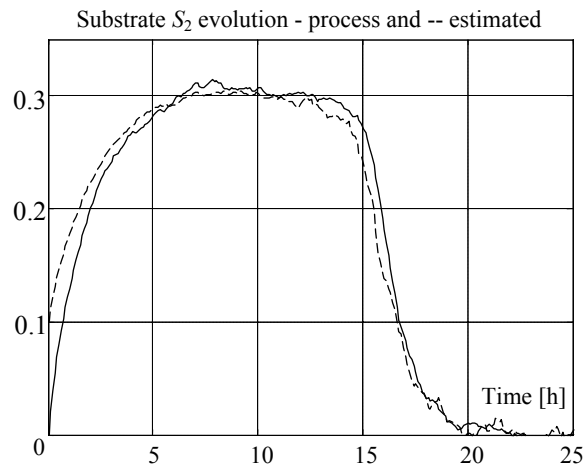
The figures 20 and 21 show the robustness properties of the  $H^\infty$  Filter, unlike the Kalman Filter for that figures 18 and 19 clearly point out the lack of robustness.



**Fig. 18.** The substrate  $S_2$  concentration (model and estimation using Extended Kalman Filter)

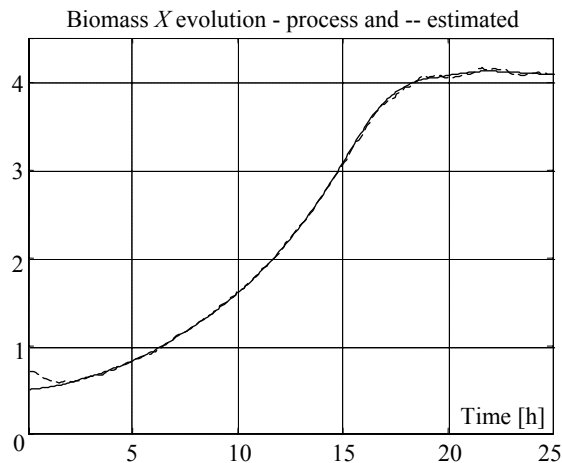


**Fig. 19.** The biomass  $X$  concentration (model and estimation using Extended Kalman Filter)



**Fig. 20.** The substrate  $S_2$  concentration (model and estimation using Extended  $H^\infty$  Filter)





**Fig. 21.** The biomass  $X$  concentration (model and estimation using Extended  $H^\infty$  Filter)

## 6. CONCLUSIONS

The following conclusions can be drawn from this study:

- As is well known from the literature the state variables and the parameters that characterize the proper biosynthesis process are not accessible to the direct [5], [10]. This is why the authors advance the use of the stochastic estimators (Extended Kalman and  $H^\infty$  Filters) to estimate the state variables and parameters of the biotechnological processes.
- The results can be compared to those obtained using Extended Luenberger Observer in [15]. We consider that the stochastic estimators offer better filtering properties and the results are also better.
- The Extended Kalman Filter does not guarantee the global convergence of the estimation error. Local stability can be proved, however, assuming some bounds on the nonlinearities [14].
- The Extended  $H^\infty$  Filter assures filtering properties as Kalman Filter does and robustness properties with respect to the parameters uncertainties.

## 7. REFERENCES

- [1] Albiol, J., Robuste, J., Casas, C. and Poch, M., "Biomass Estimation in Plant Cell Culturs Using an Extended Kalman Filter", *iotechnology Progreses*, 9, 174-178, 1993.
- [2] Barbu, M., Caraman, S. and Ceangă, E., "State and Parameter Estimators for the Biosynthesis Processes", 6<sup>th</sup> International Conference on Technical Informatics, CONTI'2004, Timisoara, Romania, 49, 139-144, May 27-28, 2004.
- [3] Barbu, M., Caraman, S. and Mirea, S., "Adaptive Linearizing Control Using a  $H^\infty$  Estimator for Lipase Producing Process", 8<sup>th</sup> International Symposium on Automatic Control and Computer Science, SACCS'2004, Iasi, Romania, October 22-23, 2004.
- [4] Bastin, G. and Dochain, D., "On-line Estimation and Adaptive Control of Bioreactors", Elsevier, Amsterdam, 1990.
- [5] Caraman, S. and Ceangă, E., "Estimation Techniques of the State Parameters in Biotechnological Processes", *Journal of "Gas-Oil" University of Ploiesti*, 12, 208-211, 1998.
- [6] Dochain, D. (Editor), "Automatique des bioprocedes", Hermes Science Publication, Paris, 2001.
- [7] Gonzales, H. and Flaus, J-M., "A Globally Convergent State Estimation Approach Based on Interval Analisis", Proceedings of the European Control Conference, Karlsruhe, Germany, 876-881, 2001.
- [8] Kalman, R., "A new approach to linear filtering and prediction problems", *Journal of Basic Engineering*, 35-45, 1960.
- [9] Katebi, M. and Grimble, M., "Extended  $H^\infty$  filtering for dynamic ship positioning", IFAC Conference. ACASP, Glasgow, 1998.
- [10] Katoh, M. and Masubuchi, M., "Analysis and State Estimation of Enzyme Kinetic Model for Microbial Growth Process", 8<sup>th</sup> Triennial World Congress, Kyoto, Japan, 2803-2808, 1981.
- [11] Ljung, L., "Asymptotic Behavior of the Extended Kalman Filter as a Parameter Estimator for Linear Systems", *IEEE Transaction on Automatic Control*, 24, 36-50, 1979.
- [12] Lewis, F., "Optimal Estimation with an Introduction to Stochastic Control Theory", John Wiley & Sons, Inc., 1986.
- [13] Oustaloup, A., "La Robustesse: Analyse et Synthèse de Commandes Robustes", Editions HERMES, 1994.
- [14] Reif, K. and Unbehauen, R., "The Extended Kalman Filter as an Exponential Observer for Nonlinear Systems", *IEEE Transactions on Signal Processing*, 47, 2324-2328, 1999.
- [15] Selisteanu, D., "The modelling and control of bioreactors", Phd Thesis, Craiova University, 1999.